

LTCC 低温共烧陶瓷

■ Feature 特点

Compact Size 体积小

Miniaturized SMD packaged in low profile and lightweight.

Low Loss 低插入损耗

Low insertion loss, high attenuation.

High Soldering Heat Resistance 耐高温表面焊接

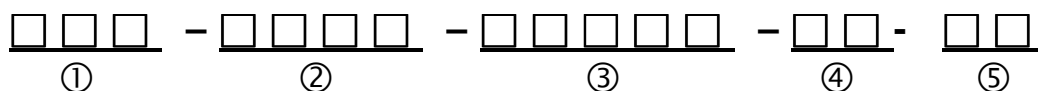
High quality termination allows both flow and re-flow soldering methods to be applied.

High Performance 特性优良

Eliminate noise over a wide frequency range. Idea for high frequency and space limited designs.

Available in tape and reel packaging for automatic mounting 卷轴包装适用于表面贴片技术

■ Product Identification 产品型号



- ① Product Code
- ② Dimension Code
- ③ Series Type (center frequency and material type)
- ④ Design Code
- ⑤ Pattern Code



Low Pass Filter 低通滤波器

Application 用途

WLAN, Bluetooth, WiMAX, etc.

Dimension 外观尺寸

Figure A

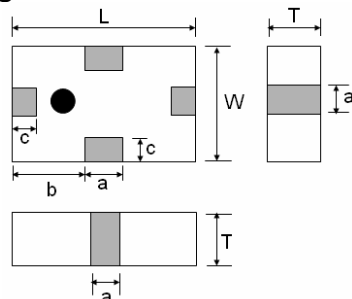


Figure B

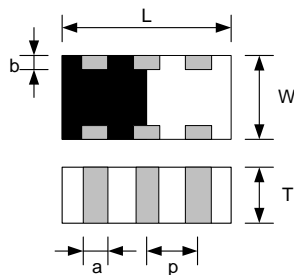


Figure C

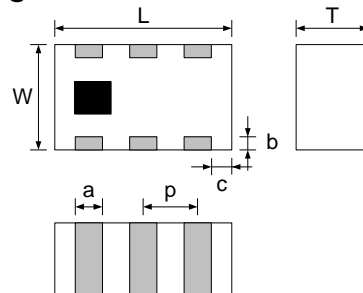


Figure D

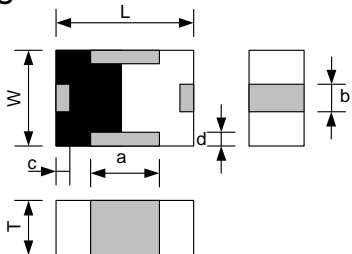


Figure E

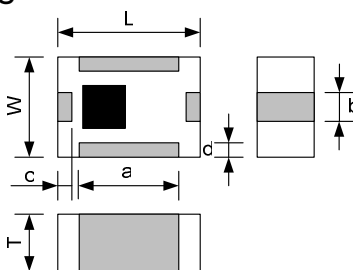
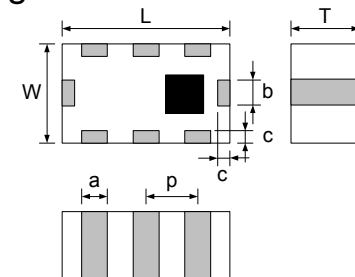


Figure F

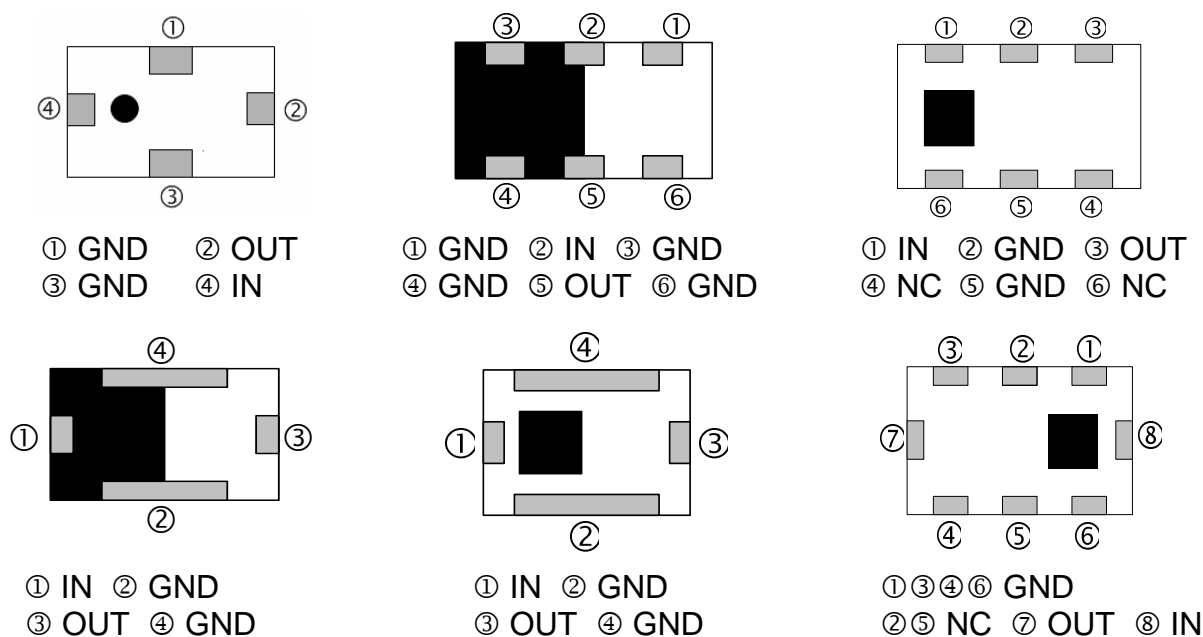


Unit: mm

Figure	L	W	T	a	b	c	d	p
A	1.0±0.05	0.5±0.05	0.40±0.05	0.30±0.10	0.35±0.10	0.15±0.05	-	-
B	1.60±0.10	0.80±0.10	0.65±0.10	0.30±0.10	0.30+0.10 -0.20	-	-	0.55±0.10
C	1.60±0.10	0.80±0.10	0.60±0.10	0.20±0.10	0.20+0.10 -0.15	0.15±0.10	-	0.50±0.05
D	1.60±0.10	0.80±0.10	0.60±0.10	0.70±0.15	0.30+0.10 -0.15	0.15±0.10	0.15±0.10	-
E	2.00±0.15	1.25±0.10	0.90±0.10	1.60+0.10 -0.15	0.35+0.10 -0.15	0.30+0.10 -0.20	0.30±0.20	-
F	2.00±0.15	1.25±0.10	0.90±0.10	0.30+0.10 -0.15	0.30+0.10 -0.15	0.20±0.15	-	0.65±0.1



Termination Configuration 脚位图



Electrical Specification 电气规格

Part No. 型号	Pass Band 带宽(MHz)	Insertion Loss 插入损耗	VSWR 电压驻波比	Attenuation 带外抑制	Figure 外观
LTL-1005-2G4S1-A2	2400~2500	0.75dB max.	2.0 max.	33dB min. at 4800~5000MHz 37dB min. at 7200~7500MHz	A
LTL-1005-2G4S1-A3	2400~2500	0.45dB max.	2.0 max.	21dB min. at 4800~5000MHz 21dB min. at 7200~7500MHz	A
LTL-1608-2G4S1-A1	2400~2500	0.55dB max.	2.0 max.	25dB min. at 4800~5000MHz 20dB min. at 7200~7500MHz	B
LTL-1608-2G4S1-A2	2400~2690	0.55dB max.	2.0 max.	26dB min. at 4800~5390 MHz 23dB min. at 7200~8085 MHz	C
LTL-1608-2G4S1-A3	2300~2690	0.80dB max.	2.0 max.	25dB min. at 4600~5400 MHz 25dB min. at 6900~8070 MHz	D
LTL-2012-2G4S1-A1	2300~2800	0.60dB max.	2.0 max.	35dB min. at 4600~5600MHz 30dB min. at 6900~8400MHz	E
LTL-2012-2G4S1-A2	2300~2800	0.60dB max.	2.0 max.	35dB min. at 4600~5600MHz 30dB min. at 6900~8400MHz	F
LTL-1608-3G5S1-A1	3400~3700	0.65dB max.	2.0 max.	25dB min. at 6800~7400 MHz 25dB min. at 10200~11100 MHz	B
LTL-1608-3G5S1-A2	3300~3800	0.45dB max.	2.0 max..	17dB min. at 6600~7600 MHz 20dB min. at 9900~11400 MHz	C
LTL-2012-3G5S1-A1	3000~4000	0.50dB max.	2.0 max.	35dB min. at 6800 MHz 30dB ref. at 11000 MHz	E
LTL-2012-5G5S1-A1	4900~5900	0.60dB max.	2.0 max.	35dB min. at 9800~11800MHz 30dB ref. at 14700~17700MHz	E
LTL-2012-5G5S1-A2	5150~5875	0.70dB max.	1.9 max.	30dB min. at 10300~11750 MHz 20dB ref. at 15450~17625 MHz	F

©Please contact us for detail information.